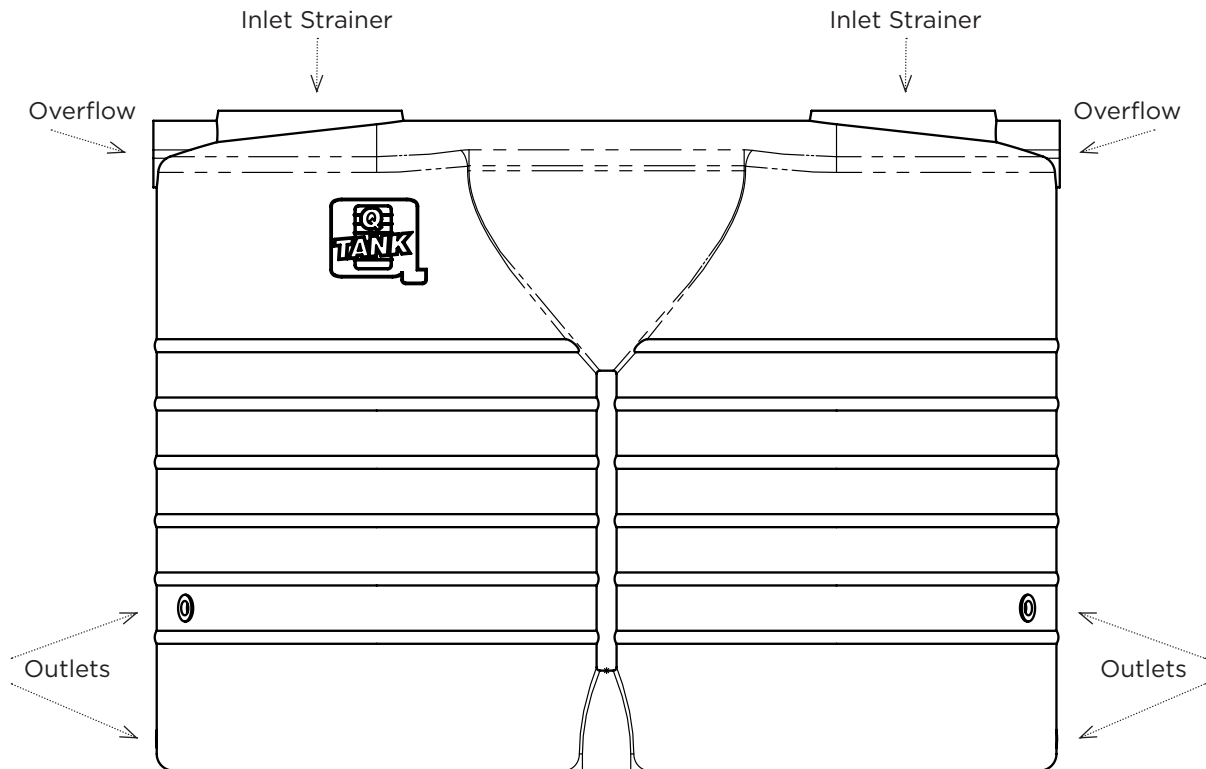







5,000L SLIMLINE 'STUBBY' TANK

FITTING DIAGRAM

 1,980mm
  2,680mm
  1,315mm
  175kg
  1,100gal



PLEASE INDICATE YOUR FITTING REQUIREMENTS:

<p>Pre-drill:</p> <p><input type="radio"/> Yes</p> <p><input type="radio"/> No</p>	 <p>Cleanable Highflow Overflow</p>	<p>POSITION</p> <p>Please indicate where you would like to position the Cleanable Highflow Overflow.</p> <p>Left or Right</p>	<p>LEFT OR RIGHT</p>
<p><input type="radio"/> Yes</p> <p><input type="radio"/> No</p>	 <p>Water Marked Ball Valve</p>	<p>POSITION</p> <p>Please indicate where you would like to position the Ball Valve. Located at base of tank at both ends.</p>	<p>LEFT OR RIGHT</p>
<p>OPTIONAL</p> <p><input type="radio"/> Yes</p> <p><input type="radio"/> No</p>	 <p>Lockable Tap Fitting</p>	<p>POSITION</p> <p>Please indicate where you would like to position the Tap Fitting. Located approx knee height.</p>	<p>LEFT OR RIGHT</p>

Email to sales@qtank.com.au or fax: 3881 0209.